

ESG BY THE NUMBERS



Comprehensive data-driven summary based on the Sustainability Accounting Standards Board (SASB) requirements for forestry management and pulp & paper products as well as select global ESG rating systems.

As a supplier of choice within the forest products industry, Resolute Forest Products focuses on maximizing its contributions to the circular economy, reducing its carbon footprint, creating positive social impact and supporting its operating communities.

Our fundamental goal is to generate value for the company while driving economic activity in a sustainable and responsible way.


We have received regional, North American and global recognition for our leadership in **environmental**, **social** and **governance (ESG)** reporting, corporate social responsibility and sustainable development.

The company established its ambitious sustainability strategy in 2011, and we have been reporting annually on our public commitments according to the requirements of the Global Reporting Initiative (GRI) ever since.

To learn more, visit resolutefp.com/sustainability.



Environmental Highlights¹

	2022 Performance (Absolute)	2022 Performance (Intensity)
 Greenhouse gas (GHG) emissions – scope 1	709 thousands of mt CO ₂ e	178 kg CO ₂ e/mt+bf
GHG emissions – scope 2	438 thousands of mt CO ₂ e	110 kg CO ₂ e/mt+bf
GHG emissions – scope 3 (2021)	3,662 thousands of mt CO ₂ e	917 kg CO ₂ e/mt+bf
Nitrogen oxide (NO _x) emissions	2.51 thousands of mt	1.26 kg/mt
Sulfur dioxide (SO ₂) emissions	0.59 thousands of mt	0.30 kg/mt
Particulate emissions	0.76 thousands of mt	0.38 kg/mt
Total energy consumed (fuel and electricity)	15,305 thousands of MWh / 55,096,310 GJ	7.78 MWh/mt
Renewable energy used (fuel and electricity)	12,091 thousands of MWh / 79% of consumption	6.15 MWh/mt
Electricity consumed²	4,720 thousands of MWh / 16,990,635 GJ	2.38 MWh/mt
Electricity sold	676 thousands of MWh	n/a
Self-generated electricity	1,717 thousands of MWh / 32% of electricity consumption	0.87 MWh/mt
Purchased electricity	3,679 thousands of MWh / 68% of electricity consumption	1.86 MWh/mt
Fuel used (oil and diesel)	2,610 thousands of MWh / 25% of fuel consumption ³	1.32 MWh/mt
Fuel used (biomass)	7,913 thousands of MWh / 75% of fuel consumption	3.95 MWh/mt
Water withdrawn	136,047 thousands of m ³	68.67 m ³ /mt
Water treated and discharged	128,156 thousands of m ³	64.69 m ³ /mt
Water used	7,891 thousands of m ³	3.98 m ³ /mt
Water withdrawn from surface water sources	>99% of withdrawals	n/a
Discharges to water – total suspended solids	4.0 thousands of mt	2.00 kg/mt
Biochemical oxygen demand (BOD₅) of discharges	3.4 thousands of mt	1.73 kg/mt
Total waste	417 thousands of mt	210.57 kg/mt
Waste used for beneficial use³	363 thousands of mt	180.31 kg/mt
Waste sent to landfills	54 thousands of mt	30.26 kg/mt
Class 1 and 2 environmental incidents	14	n/a
Significant spills	0	n/a
Significant environmental fines	0	n/a
Total sites	43	n/a
ISO 14001-certified sites	40	n/a
Forest management (FM) certification	100%	n/a
SFI[®] FM certification	50,244,433 acres (100%)	n/a
FSC[®] FM certification	17,585,550 acres (35%)	n/a
Area of forestland with protected conservation status	resoluteftp.com	n/a
Area of forestland in endangered species habitat	resoluteftp.com	n/a
Area of forestland in Indigenous land	resoluteftp.com	n/a
Aggregate standing timber inventory⁴	1,250,000,000 m ³	n/a
Timber harvest volume	8,367,250 m ³	n/a
Total fiber sourced for pulp, paper and tissue mills	3,301,132 adm ^t	n/a
Amount of recycled and recovered fiber procured	141,949 mt	n/a
Total pulp production	729,000 mt	n/a
Total paper production	1,252,000 mt	n/a
Total wood product production⁵	2,199,000,000 bf	n/a

1. Environmental data is for pulp, paper and tissue mills only, except for forest management-related information, greenhouse gas emissions, environmental incidents and ISO 14001 certification, which include all operations.

2. Represents purchased electricity, minus actual external sales of electricity produced from cogeneration facilities.





3. Includes waste used beneficially, such as recycling and land spreading, as well as on-site energy recovery.

4. Based on 50,244,433 acres of forestland.

5. Does not include remanufactured wood, engineered wood and wood pellets.



Social Highlights

		2022 Performance
	Lost time incident rate ⁶	0.19
	OSHA recordable incident rate	0.63
	OSHA severity rate	19.0
	Occupational disability rate	0.1%
	Absenteeism rate	6.2%
	Fatalities – employees	1
	Fatalities – contractors	0
	Fatalities – total	1
	<hr/>	
	Employees	6,424
	Hires	1,350
	Women in workforce	14.6%
	Women hiring rate	17.3%
	Women in management roles	19.8%
	Women in executive roles ⁷	25.0%
	Voluntary employee turnover	23.4%
	Involuntary employee turnover ⁸	9.1%
	Employees unionized	58.4%
	Employee eligibility for participation in retirement plans	100.0%
	Employee participation in retirement plans	98.5%
	Sustainability metrics for incentive pay	Yes, STIP
	Paid sick leave	Yes
	Retirement contributions	Yes
	<hr/>	
	Indigenous partnerships and consultative relationships	36
	Direct economic impact	\$2,288,720,000
	Payments to governments ⁹	\$24,692,000
	Community contributions (donations, sponsorships, etc.)	\$1,290,897
	Indirect employment impact ¹⁰	20,878
<hr/>		
	Customer satisfaction ¹¹	96%
	Customer requests – sustainability and product stewardship	131
	Third-party fiber tracking systems	100%
	Fiber processed with minimum due diligence requirements	100%
	Fiber purchased from external sources that is third-party certified	58%
	Fiber certified to third party standards (sawmills)	56%
	Fiber certified to third party standards (pulp and paper mills)	88%

6. The lost time incident rate is calculated by multiplying the number of incidents that were lost time cases by 200,000, divided by total number of hours worked.
7. Effective March 1, 2023.
8. Employees who left the organization due to dismissal, retirement or death in service.
9. Includes corporate income taxes; franchise tax; property and school taxes; and non-recoverable sales taxes. Excludes payroll taxes; and countervailing and antidumping duties.
10. Research by the Economic Policy Institute indicates that for every 100 jobs in the paper industry, 325 additional jobs are supported in supplier industries and in local communities due to the re-spending of wages.
11. Customer satisfaction is measured using quality and service key performance indicators (KPI), including the percentage of root cause problem elimination cases initiated and closed for pulp, paper and tissue segments.



Governance Highlights

2022 Performance

	Directors	8
	Independent directors	75%
	Gender diversity	25% women
	Diversity policy	Minimum 25% of each gender (men and women)
	Chair	Independent
	Committees¹²	Audit, HRCNG, EHSS, Finance (4)
	Independence of committees	All members of HRCNG & Audit independent as per NYSE standards
	Average tenure	7.6 years
	Average age	64 years
	Term limits	<15 years and 75 years old, except special circumstances
	Number of meetings in previous year	6 regular meetings plus special meetings
	Average attendance	100%
	Code of business conduct¹³	Yes, annual compliance and training
	New employees trained on Code of Business Conduct	100%
	Ethics reporting policy with hotline and whistleblower protection	Yes
	Human Rights Policy	Yes
	Related persons policy	Yes
	Insider trading policy	Yes
	Anti-hedging and anti-pledging	Yes
	Recoupment policy	Yes
	Annual say on pay	99% approval rate in 2022
	Annual reviews	Benchmarking by HRCNG against peers
	ESG metric pay incentives	Environmental and health & safety incidents as well as GHG remission reductions
	Board, executive and sustainability committee members trained on ESG	100%
	Number of material issues (shared priorities)	31
	Number of high priority material issues	7
	GRI Universal Standards	Yes, Core
	SASB Standards	Yes, pulp & paper and forestry management
	UNSDGs	Yes, eight SDGs
	CDP Climate	B
	CDP Forests	B
	CDP Water Security	C
	Ecovadis	Bronze
	MSCI	BB
	S&P Global Corporate Sustainability Assessment (March 17, 2023)	49 (87 th percentile)
	Sustainalytics	17.2 (low risk)

12. Committees included: audit; human resources and compensation/nominating and governance (HRCNG); environment, health, safety and sustainability (EHSS); and finance.

13. The Code includes provisions on legal compliance, conflicts of interest, anti-bribery and corruption, human rights, sustainability, fair dealing with third parties, appropriate workplace behavior, protection of intellectual property, security and cybersecurity.

Unless otherwise noted, amounts in this document are in U.S. dollars, and data reported is as at December 31, 2022.

Resolute became a privately-owned company pursuant to the merger of Resolute with a subsidiary of Domtar Corporation on March 1, 2023.

CONTACT US

eco.info@resolutefp.com



To learn more about Resolute's sustainability activities and leadership, visit resolutefp.com/sustainability.

